



**DuraSafe Door Sections**  
NEW SECTION PROFILE ASSURES PINCH RESISTANCE BOTH INSIDE AND OUT.

SHOWN: WEATHERGUARD PLUS LONG PANEL.

### WEATHERGUARD™ PLUS WITH DURASAFE

THE WEATHERGUARD PLUS OFFERS DISCERNING HOMEOWNERS A MASTERFUL COMBINATION OF PREMIUM FEATURES. SUPERIOR TRIPLE-LAYER CONSTRUCTION, OF TRUE 24-GAUGE EXTERIOR STEEL, 2" (5.1 CM) POLYSTYRENE INSULATION, TRUE 27-GAUGE INTERIOR STEEL, AN R-VALUE OF 8.34, AND UNMATCHED BEAUTY PUT THE WEATHERGUARD PLUS AT THE TOP OF ITS CLASS.

### WEATHERGUARD™ WITH DURASAFE

TOP-QUALITY TRIPLE-LAYER CONSTRUCTION OF TRUE 27-GAUGE STEEL AND 1-3/8" (3.5 CM) POLYSTYRENE INSULATION MAKE OUR WEATHERGUARD STEEL DOOR STRONG, QUIET, AND ENERGY EFFICIENT. FEATURING AN R-VALUE OF 5.73, THE WEATHERGUARD IS THE PERFECT ADDITION TO YOUR HOME FOR YEARS OF TROUBLE FREE SERVICE AND GREAT LOOKS.



THE WEATHERGUARD PLUS COMES WITH A LIMITED LIFETIME WARRANTY ON PAINT, FINISH, AND HARDWARE. THE WEATHERGUARD FEATURES A LIMITED LIFETIME WARRANTY ON PAINT AND FINISH, AND A 3-YEAR HARDWARE WARRANTY.



SHOWN: WEATHERGUARD SHORT PANEL WITH OPTIONAL STOCKTON DECRA TRIM.



SHOWN: HUNTER GREEN WEATHERGUARD LONG PANEL WITH OPTIONAL HORIZONS DECRA GLASS™

#### DESIGN ELEMENTS

THE WEATHERGUARD SERIES DOORS ARE AVAILABLE WITH A RAISED SHORT, RAISED LONG, OR FLUSH PANEL DESIGN IN YOUR CHOICE OF SIX COLORS.\*



RAISED SHORT PANEL



FLUSH PANEL



RAISED LONG PANEL



WHITE

ALMOND

BROWN

SANDTONE

GRAY\*\*

HUNTER GREEN\*\*

\*ACTUAL PAINT COLORS MAY VARY FROM SAMPLES SHOWN. \*\*NOT AVAILABLE ON WEATHERGUARD PLUS.

## DECRA TRIM WINDOW ACCENTS

ADD VISUAL APPEAL TO YOUR WINDOWS WITH A VARIETY OF COLOR-MATCHED, EASY-TO-SNAP-IN DECRA TRIM INSERTS. AVAILABLE IN EITHER SHORT OR LONG PANEL DESIGNS.

### CLEAR



SHORT PANEL



LONG PANEL

### PRAIRIE (PATENTED)



SHORT PANEL



LONG PANEL

### CASCADE




SHORT PANEL




LONG PANEL

### CATHEDRAL



SHORT PANEL



LONG PANEL

### WATERFORD



SHORT PANEL



LONG PANEL

### WAGON WHEEL



SHORT PANEL



LONG PANEL

### STOCKTON



SHORT PANEL



LONG PANEL

### SUNRAY



SHORT PANEL



LONG PANEL

### FULL SUNRAY



SHORT PANEL

ONLY AVAILABLE ON 16" (407.68 cm) 17" (518.16 cm) 18" (548.64 cm)




LONG PANEL

ONLY AVAILABLE ON 15" (457.20 cm), 156" (472.44 cm), 158" (477.52 cm), 16" (487.68 cm), 17" (518.16 cm), 18" (548.64 cm)

## DECRA GLASS™ WINDOWS

ADD A TOUCH OF ELEGANCE WITH TRANSLUCENT, TEMPERED DECRA GLASS. (AVAILABLE IN SHORT OR LONG PANEL.)

### CHALET



BRASS CAME & ETCHED DESIGN

### RIVIERA



V-GROOVE ETCHED DESIGN

### VICTORIAN



V-GROOVE ETCHED DESIGN

### HORIZONS



FROSTED RESIN DESIGN

### FLEUR



FROSTED RESIN DESIGN

WINDOWS, DECRA TRIM, AND DECRA GLASS ARE NOT AVAILABLE FOR 15 1/2" AND 15 3/8" SHORT PANEL DOORS.

## THE AMARR PHILOSOPHY

SINCE 1951, WE HAVE SUCCESSFULLY RAISED THE STANDARDS OF QUALITY, VALUE, AND DEPENDABILITY IN OUR INDUSTRY. TODAY, WITH THE SAME PROMISE OF INDIVIDUAL ATTENTION AND GREAT VALUE FOR ALL OUR CUSTOMERS, WE REMAIN COMMITTED TO OFFERING PRODUCTS AND SERVICES THAT RAISE THOSE STANDARDS EVEN HIGHER.

TO CONTINUE ITS PROGRAM OF QUALITY AND DESIGN IMPROVEMENTS, AMARR RESERVES THE RIGHT TO CHANGE SPECIFICATIONS AND DESIGNS WITHOUT NOTICE AND WITHOUT INCURRING OBLIGATIONS.

BEST

# WEATHER GUARD™ SERIES

## PINCH-RESISTANT DuraSafe System

PRODUCT CLASSIFICATION

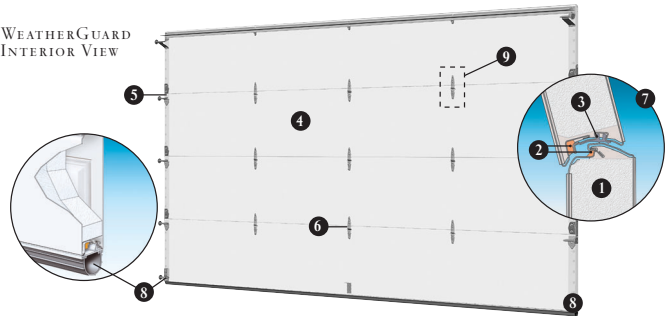
BEST WeatherGuard

BETTER Heritage


BASIC Stratford

DURA SAFE SYSTEM FEATURES INCLUDE INBOARD DESIGN CENTER HINGES AND END HINGES, NEW PINCH RESISTANT SECTIONS, AND TAMPER RESISTANT BOTTOM BRACKETS. THESE FEATURES RESULT IN A NEW DESIGN FOR OVERALL HOMEOWNER SAFETY, AS WELL AS A MORE FINISHED APPEARANCE.

WEATHER GUARD INTERIOR VIEW



- 1 CFC-FREE AND ENVIRONMENTALLY SAFE POLYSTYRENE INSULATION PROVIDES AN ENERGY-SAVING BARRIER AGAINST EXTREME TEMPERATURES.
- 2 WEATHER GUARD PRO-BOND UNITES EXTERIOR AND INTERIOR STEEL SURFACES TO CREATE A THERMAL BARRIER AGAINST HEAT AND COLD.
- 3 EXCLUSIVE AMARR WEAR SEAL FEATURES AN AIR-TIGHT THERMAL SEAL BETWEEN INDIVIDUAL DOOR SECTIONS, ELIMINATING DRAFTS AND EXTENDING THE LIFE OF YOUR DOOR.
- 4 EVERY AMARR GARAGE DOOR IS CONSTRUCTED OF RUGGED REAL GAUGE STEEL. WEATHER GUARD SERIES DOORS FEATURE AN EXTERIOR AND INTERIOR LAYER OF HEAVY-GAUGE STEEL WITH POLYSTYRENE INSULATION. DOORS ARE HOT DIPPED GALVANIZED TO HELP PREVENT RUSTING AND FEATURE A TWO-STEP PAINT PROCESS THAT INCLUDES A PRIMER COAT AND A TOUGH POLYESTER TOPCOAT THAT REQUIRES NO PAINTING. THE FINISHED INTERIOR OF PAINTED STEEL AND FLUSH HINGE DESIGN MAKES YOUR DOOR LOOK GREAT BOTH INSIDE AND OUT.
- 5 WITH MOST OF ITS ACTION HIDDEN INSIDE THE DOOR, OUR PATENTED END HINGES LEAVE NO ROOM FOR FINGERS. THE PAINTED END AND CENTER STILES ADD A FINISHED LOOK TO YOUR GARAGE.
- 6 PATENTED FLUSH MOUNT INBOARD DESIGN CENTER HINGES PROVIDE PINCH RESISTANT PROTECTION AND A LOW PROFILE CLEAN LOOK TO THE INTERIOR OF YOUR GARAGE.
- 7 UNIQUE TONGUE AND GROOVE SECTION PROFILE ASSURES PINCH RESISTANCE BOTH INSIDE AND OUT WHILE HELPING ELIMINATE DRAFTS AND OFFERING SUPERIOR PROTECTION AGAINST THE ELEMENTS.
- 8 NEW PATENTED TAMPER RESISTANT BOTTOM BRACKETS HELP PREVENT ACCIDENTS. FULL-LENGTH ROLLER TUBE PREVENTS SLIP OUTS. THE WEATHER SEAL PROVIDES A FLEXIBLE, CONTOURED VINYL SEAL BETWEEN THE DOOR AND FLOOR TO HELP PREVENT OUTSIDE AIR, DIRT, DUST, AND MOISTURE FROM SEEPING INTO THE GARAGE.
- 9 STEEL SUPPORT PLATES ARE LOCATED UNDER EACH HINGE LOCATION AND ARE PRE-PUNCHED FOR HINGE ATTACHMENT.



AMARR DURA SAFE DOORS UNDER 8'9" WILL BE SUPPLIED WITH DURA SAFE HARDWARE. STANDARDS FOR PINCH RESISTANCE DO NOT APPLY TO DOORS OVER 8' HIGH SINCE THE POTENTIAL FOR PINCH POINTS ARE ABOVE TYPICAL GRASPING HEIGHTS. AMARR DOORS OVER 8'9" ARE SUPPLIED WITH CONVENTIONAL HARDWARE.

**Amarr**  
GARAGE DOORS  
BUILT FOR GOOD.™

165 CARRIAGE COURT  
WINSTON-SALEM, NC 27105  
336.744.5100 • 800.503.DOOR  
FAX 336.767.3805 • www.amarr.com

YOUR LOCAL AMARR DEALER: